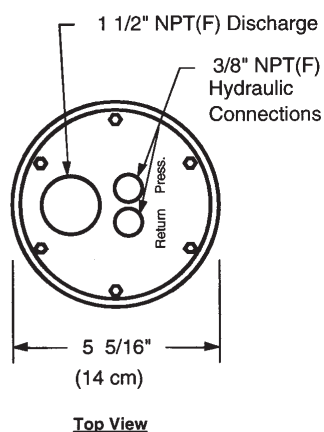
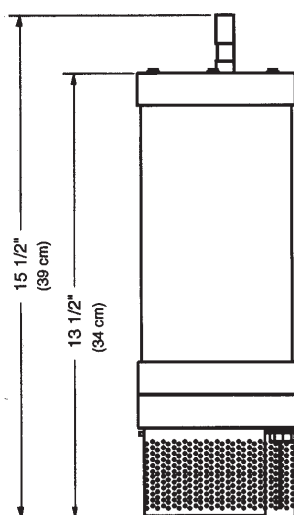


# DEWATERING HYDRAFLOW DATA SHEET

## S1.5A 38MM HYDRAULIC SUBMERSIBLE PUMP

The SPP HYDRAFLOW S1.5A Hydraulic Drive Submersible Pump is designed as a dewatering pump for use in areas where space is limited. Typical uses for this pump include manhole, vault, blasthole, mine and construction jobsite dewatering.

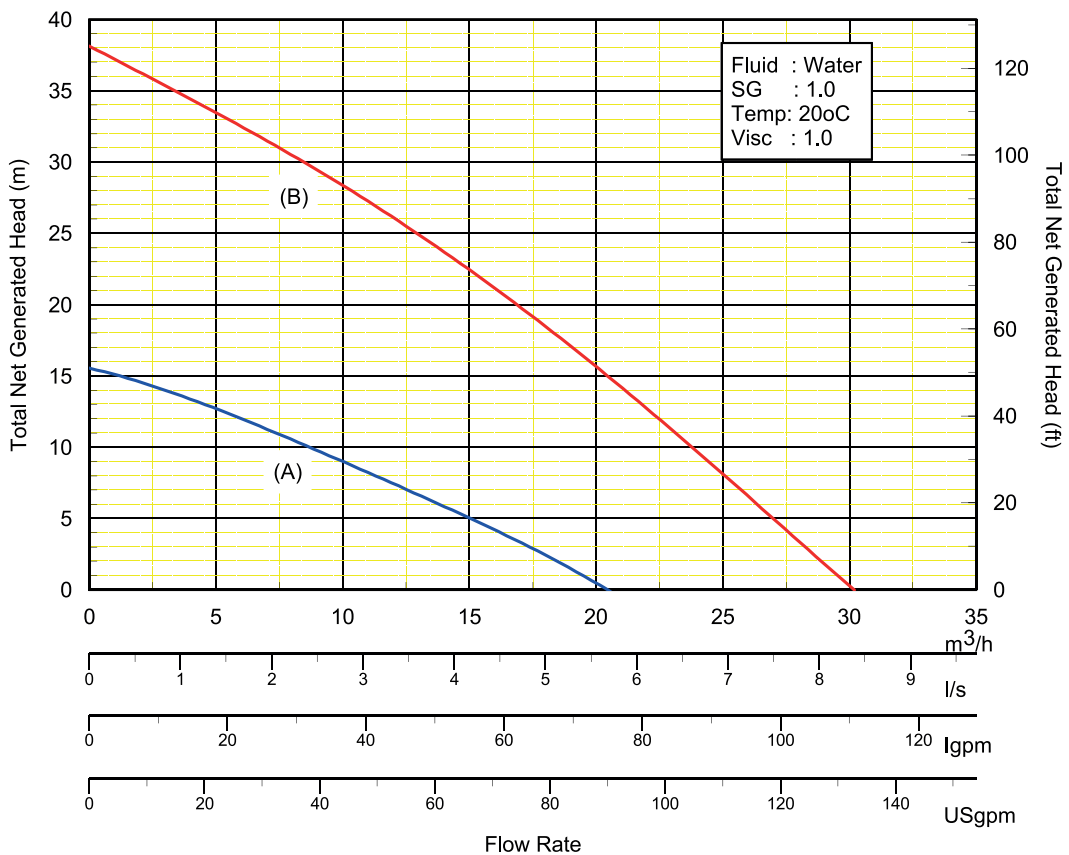


## DESIGN FEATURES

- Slim line design fits through 150 mm openings.
- Stainless Steel impeller to resist wear.
- Rubber coated suction case resists abrasion.
- Variable Speed Hydraulic Drive.
- Oil Lubricated Mechanical Seal - pump can run dry.
- Safe Hydraulic Drive can be used where electric power is hazardous or impractical.
- Operates with our HT6D, HT7DXR or HT11D Hydraulic Power Units or any open centre power source with output flows to 26 l/m.

# DEWATERING

## HYDRAFLOW DATA SHEET



Hydraulic Input: (A) \* 19 l/m @ 52 bar (B) \*\* 26 l/m @ 100 bar  
\* Typical performance with HT6D  
\*\* Typical performance with HT11D

### HYDRAULIC SUBMERSIBLE PUMP

<b>PUMP TYPE</b>	S1.5A
<b>BRANCH SIZES</b>	Suction: 38mm x Disch: 38mm
<b>IMPELLER</b>	Semi Open Centrifugal
<b>SOLIDS HANDLING</b>	7 mm
<b>HYDRAULIC MOTOR</b>	Gear - Oil driven
<b>INPUT - HYDRAULIC FLOW</b>	26 l/m
<b>INPUT - HYDRAULIC PRESSURE</b>	100 bar
<b>HYDRAULIC OIL</b>	ISO 46
<b>HYDRAULIC OIL TEMPERATURE</b>	Max 140°F

PUMP SPECIFICATIONS	
<b>FLOW RATE</b>	30 m <sup>3</sup> /h Maximum
<b>DISCHARGE HEAD</b>	38 m Maximum
<b>WEIGHT</b>	8 kg
<b>HEIGHT</b>	390 mm
<b>MAX DIAMETER</b>	140 mm
<b>MAX SOLIDS SIZE</b>	7 mm Diameter
<b>HOSE PORT</b>	3/8" NPT F
<b>SUCTION FLANGE</b>	n/a
<b>DISCHARGE PORT</b>	1 1/2" NPT F
<b>POWER SOURCE</b>	HT6D, HT7DXR or HT11D
<b>PUMP CASING</b>	Anodised Aluminium
<b>IMPELLER</b>	Stainless Steel
<b>WEAR RING &amp;/OR PLATE</b>	n/a
<b>SHAFT</b>	Stainless Steel
<b>SHAFT SEAL - STANDARD</b>	Carbon/Ceramic
<b>ALTERNATIVE SEAL</b>	Refer to SPP
<b>ELASTOMERS - STANDARD</b>	Buna (N)
<b>HYDRAULIC OIL</b>	214-320 s.s.u. @ 64 Deg. C
<b>INPUT FLOW</b>	26 l/m Maximum
<b>OPERATING PRESSURE</b>	138 bar Maximum